

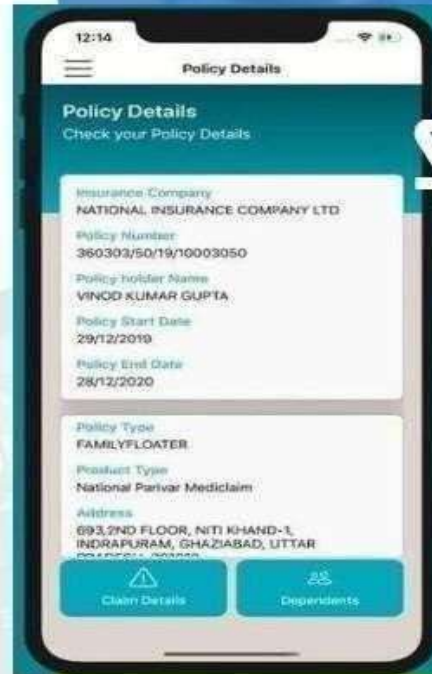
HEALTH ASSIST INSURANCE TPA PVT LTD

PROCESS
FLOW FOR
EMPLOYEE
LOGIN

INTRODUCING
UPDATED APP

SAFEWAY TPA Mobile App

A Great tool for
your Health
Insurance



KEY FEATURES

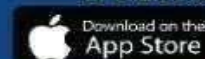
- ➔ Access - E_Card
- ➔ Know your Policy
- ➔ Realtime Access of Claim Status
- ➔ Hospital Search with Navigation
- ➔ Access from Anywhere
- ➔ Exclusive login for all users



Scan Code
to
Download



AVAILABLE ON:





HOMEPAGE



Click on "Continue to Login"



Select your Role as a User

**Click on
"Employee"**

< Roles Login

Employee Login

Continue as Employee

Username*

Employee Code + Dob (ddmmyyyy)

LOGIN

Enter Emp id

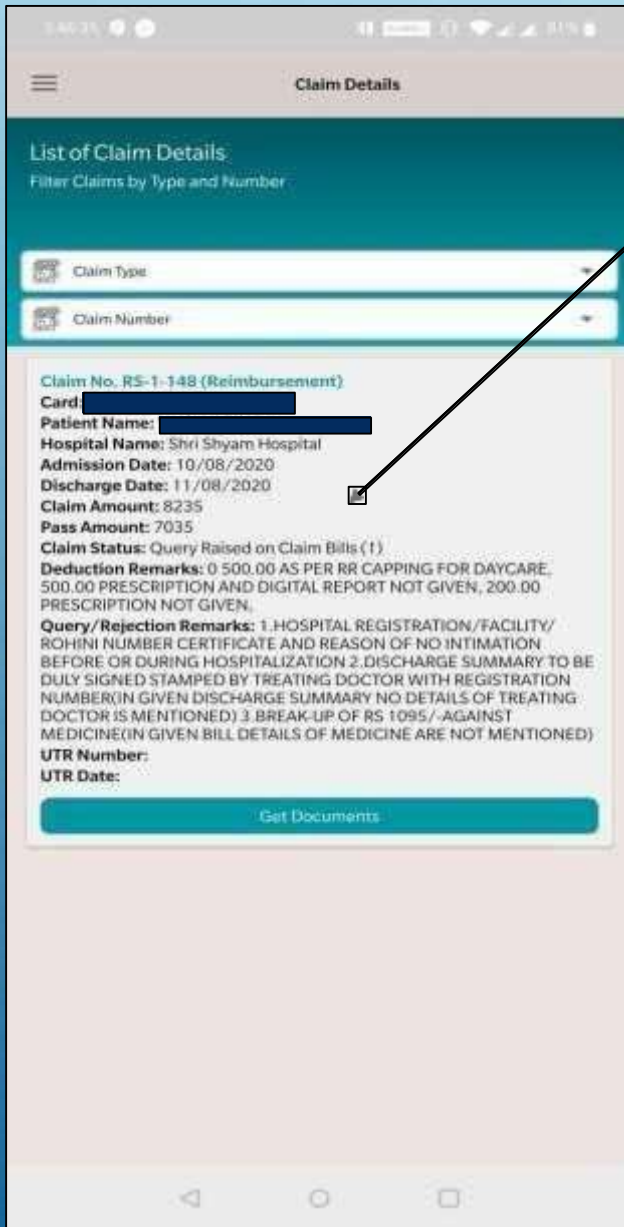
After entering both the details ,
Click here to Login



After Logging In , this Screen will appear.

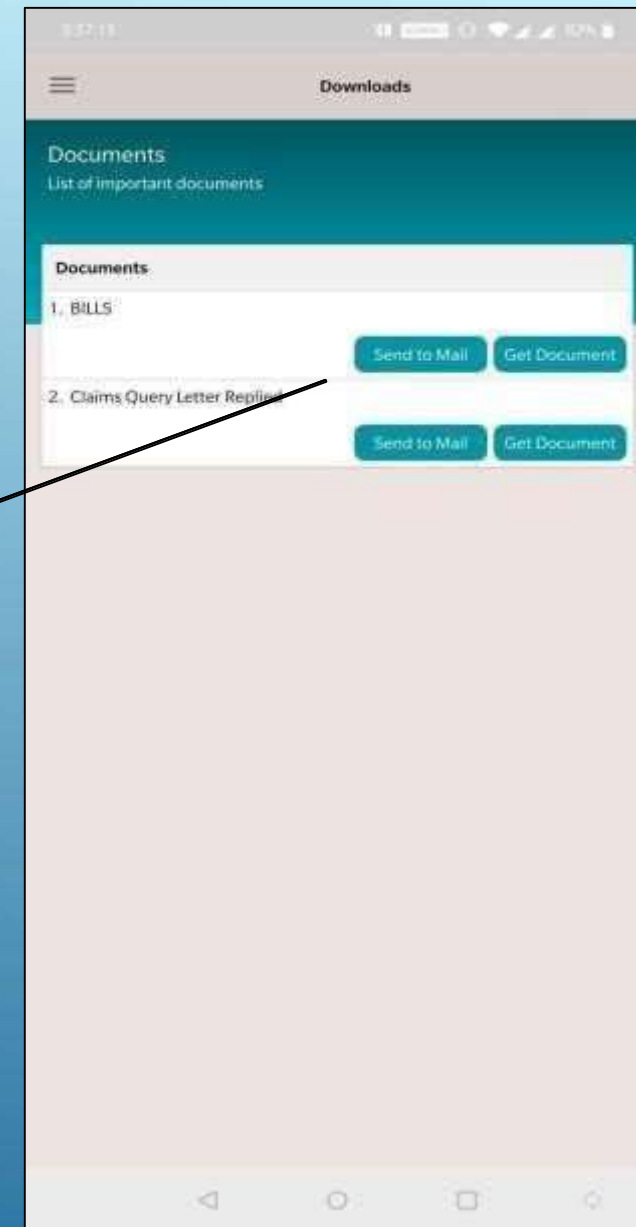
Click on Claim Details to view all the registered claims

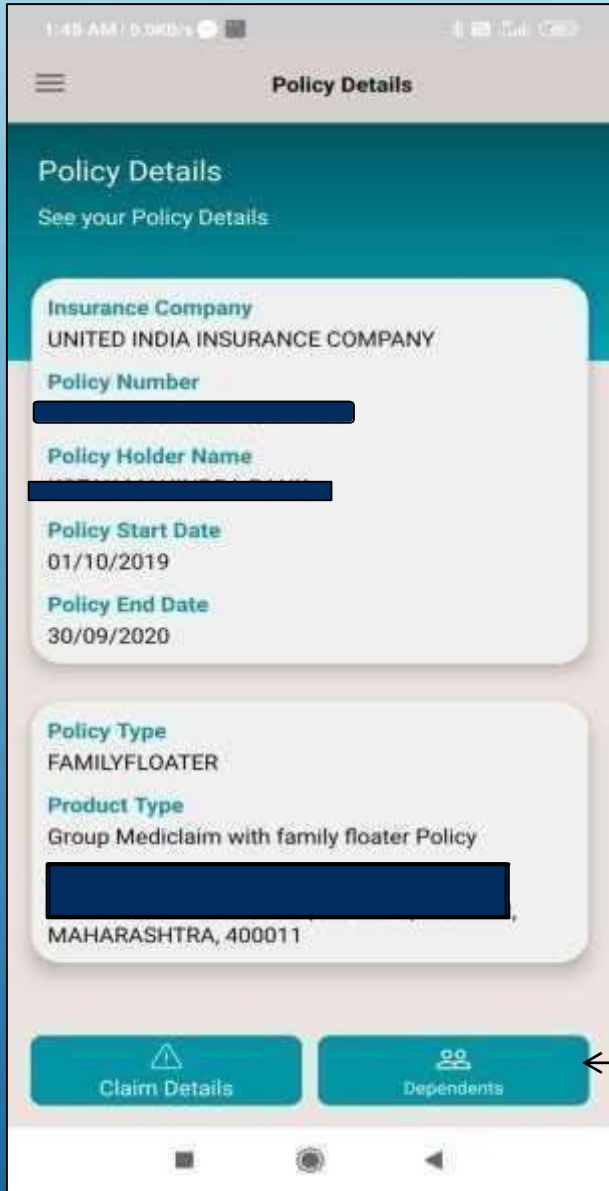




All the claim related details will appear here with "LIVECLAIM STATUS"

Scanned Documents can be viewed and e-mailed to selected mail id





Dependent details and e-cards can be viewed here



Dependent details can be viewed here

1:55 AM | 1.0KB/s

E-Card

KAPPUSWAMY
53 years | MALE | SELF
Card: [REDACTED]
Employee Code: [REDACTED]
Sum Insured: 400000
Cumulative Bonus: 0
Total Sum Insured: 400000
Sum Insured Balance: 272022
Domiciliary Balance: 272022

SARASWATHI
51 years | FEMALE | SPOUSE
Card: [REDACTED]
Employee Code: [REDACTED]
Sum Insured: 400000
Cumulative Bonus: 0
Total Sum Insured: 400000
Sum Insured Balance: 272022
Domiciliary Balance: 272022

VIGNESHWARAN V
25 years | MALE | SON
Card: [REDACTED]
Employee Code: [REDACTED]
Sum Insured: 400000
Cumulative Bonus: 0

Click on "Send to Mail" & enter the email Id on which you want the E-cards.

Click on "Get Card" to view the E-card.



E-cards can also be downloaded and e-mailed to the registered mail id.

Claim Intimation can also be done.

Detailsof variousbranches and Network hospitalscan be searched

PROCESS FLOW FOR KYC UPLOAD

A screenshot of a mobile application interface titled "Employee Login" with the subtitle "Continue as an Employee". The screen displays two input fields. The first field contains the text "251100502010000257" and is preceded by a document icon. The second field contains the text "169320" and is preceded by a person icon. Below the input fields is a large green button labeled "Next".

**Enter Current Policy
no.**

**Enter you Employee
code/PF no.**

OTP Verification


Enter OTP sent to
7982942406

OTP*

Submit

Resend OTP in 00:59

**OTP No. Will be
come in the
registered no.**



Select KYC



DEEPAK .
44 years | MALE | SELF
Card: NI1800010491
Sum Insured: 300000
Cumulative Bonus: 0
Total Sum Insured: 300000
Sum Insured Balance: 250599
Balance Dimicilery:
Employee Code: 169320

SHREYA .
11 years | FEMALE | DAUGHT...
Card: NI1800118190
Sum Insured: 300000
Cumulative Bonus: 0
Total Sum Insured: 300000
Sum Insured Balance: 250599
Balance Dimicilery:
Employee Code: 169320


KYC Get on Email Get E-Card



KYC Get on Email Get E-Card

< Dependent Details

KYC Entry

Fill in details to complete KYC

 DEEPAK .

 Aadhar Card 

Upload KYC ID

Submit

Cancel **Photos** Albums

Select type of ID proof

KYC Entry
Fill in details to complete KYC

DEEPAK .

Aadhar Card

Upload KYC ID Success!
KYC updated Successfully

Submit

After submit the KYC then acknowledgement message will be come " **KYC Uploaded Successfully** "

Thank
You